



Louisiana Senate Finance Committee



FY24 Executive Budget

04-141 – Department of Justice

March 2023

*Senator Patrick Page Cortez, President
Senator Bodi White, Chairman*



FY24 Recommended Budget

Schedule 04-141 — Department of Justice

Departmental mission — The mission of the Office of the Attorney General is to protect the people and resources of the State of Louisiana by providing superior legal representation and interpretation, professional and effective law enforcement, and public education programs.



04-141 Department of Justice
Statewide Elected Official
Attorney General Jeff Landry





Dept. of Justice 04-141 Program Descriptions

Agency	Program Description
Administrative	Administers the Executive Office of the Attorney General, the First Assistant Attorney General, and the Administrative Services Division. The program provides managerial and financial oversight for the department. Functions also include Debt Collection and duties of the Solicitor General.
Civil Law	The Civil division is responsible for providing a full range of civil legal services requested by the officers and agencies of the state. The functions of the civil division shall include the assertion and protection of any right or interest of the state of Louisiana; the legal representation of governmental officers, agencies, boards, or commissions; collection of money owed to the state of Louisiana and its agencies, boards or commissions; legal protection of state lands, water bottoms, and natural resources; and active state supervision over boards and commissions that opt into the occupational review program.
Criminal Law & Medicaid Fraud	This program prosecutes criminal cases and other matters referred to the division; investigates violations of criminal laws, including cases of Medicaid Fraud, nursing home abuse, and other violations; maintains integrity in government through investigations of public corruption; assists and protects the state's gaming industry from corruption; and serves all other investigative needs of the department.
Litigation	The Litigation Program of the Office of the Attorney General is responsible for providing legal representation to the State of Louisiana, its officers, agents, employees, boards, and commissions in all tort claims seeking damages. The Litigation Division defends claims managed by the Office of Risk Management and by any post-secondary education institution granted an exemption from the State's risk management program.
Gaming	This program works to regulate the licensed gaming industry. They achieve this by providing oversight to individual gaming entities through the regulation of persons, practices, associations, and activities. They also support and administer necessary corrective rulemaking and legislation.

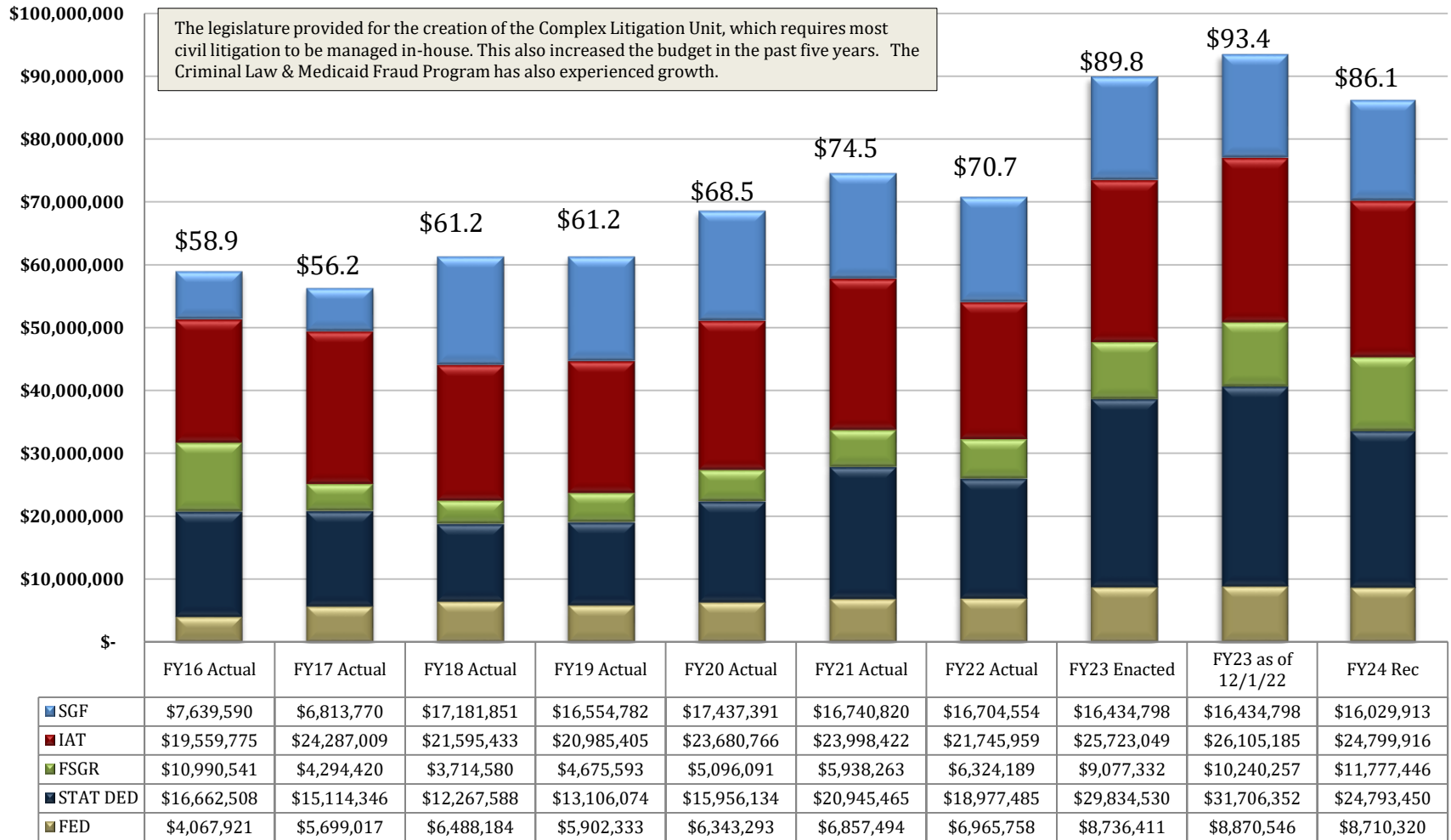


Department of Justice

Changes in Funding since FY16

Total Budget by Fiscal Year and Means of Finance (in \$ millions)

Change from FY16 to FY24 is +46.2%.
Change from FY16 to FY22 is +20.0%.





Department of Justice

Statewide Adjustments for FY24 Recommended

State General Fund (Direct)	Interagency Transfers	Fees and Self-generated Revenues	Statutory Dedications	Federal Funds	Total	T.O.	Adjustment
\$16,434,798	\$26,105,185	\$10,240,257	\$31,706,352	\$8,870,546	\$93,357,138	512	FY23 Existing Operating Budget as of 12-1-22
\$0	\$100,000	\$111,243	\$0	\$248,827	\$460,070	0	Acquisitions & Major Repairs
(\$968,724)	(\$1,396,248)	\$0	\$0	\$0	(\$2,364,972)	0	Attrition Adjustment
\$0	\$0	\$2,336	\$0	\$0	\$2,336	0	Capitol Police
\$67,003	\$47,060	\$0	\$14,661	\$0	\$128,724	0	Group Insurance Rate Adjustment for Active Employees
\$0	\$0	\$1,135	\$0	\$0	\$1,135	0	Legislative Auditor Fees
\$0	\$0	\$0	(\$10,671)	\$0	(\$10,671)	0	Maintenance in State-Owned Buildings
\$0	(\$681,815)	\$0	(\$1,131,917)	(\$184,122)	(\$1,997,854)	0	Non-recurring 27th Pay Period
\$0	(\$372,072)	(\$92,986)	(\$1,257,232)	(\$176,955)	(\$1,899,245)	0	Non-Recurring Acquisitions & Major Repairs
\$0	(\$382,136)	(\$1,162,925)	(\$1,871,822)	(\$134,135)	(\$3,551,018)	0	Non-recurring Carryforwards
\$0	\$0	\$0	(\$2,398)	\$0	(\$2,398)	0	Office of State Procurement
\$0	\$0	\$10,098	\$0	\$0	\$10,098	0	Office of Technology Services (OTS)
(\$342,852)	(\$88,430)	\$0	(\$299,441)	\$0	(\$730,723)	(8)	Personnel Reductions
(\$319,898)	\$161,003	\$0	(\$309,703)	\$0	(\$468,598)	0	Related Benefits Base Adjustment
\$0	\$136,206	\$0	\$0	\$0	\$136,206	0	Rent in State-Owned Buildings
\$186,852	\$112,187	\$0	\$35,098	\$0	\$334,137	0	Retirement Rate Adjustment
\$0	\$0	\$220,029	\$0	\$0	\$220,029	0	Risk Management
\$972,734	\$681,241	\$0	(\$212,280)	\$0	\$1,441,695	0	Salary Base Adjustment
\$0	\$0	\$1,329	\$0	\$0	\$1,329	0	UPS Fees
(\$404,885)	(\$1,683,004)	(\$909,741)	(\$5,045,705)	(\$246,385)	(\$8,289,720)	(8)	Total Statewide Adjustments
\$0	\$377,735	\$344,038	\$235,695	\$86,159	\$1,043,627	0	TOTAL OTHER ADJUSTMENTS ADJUSTMENT
\$0	\$0	\$2,102,892	(\$2,102,892)	\$0	\$0	0	TOTAL MEANS OF FINANCING SUB ADJUSTMENT
\$16,029,913	\$24,799,916	\$11,777,446	\$24,793,450	\$8,710,320	\$86,111,045	504	Total FY24 Recommended Budget
(\$404,885)	(\$1,305,269)	\$1,537,189	(\$6,912,902)	(\$160,226)	(\$7,246,093)	(8)	<i>Total Adjustments (Statewide and Agency-Specific)</i>



Department of Justice

Agency-Specific Adjustments Recommended for FY24

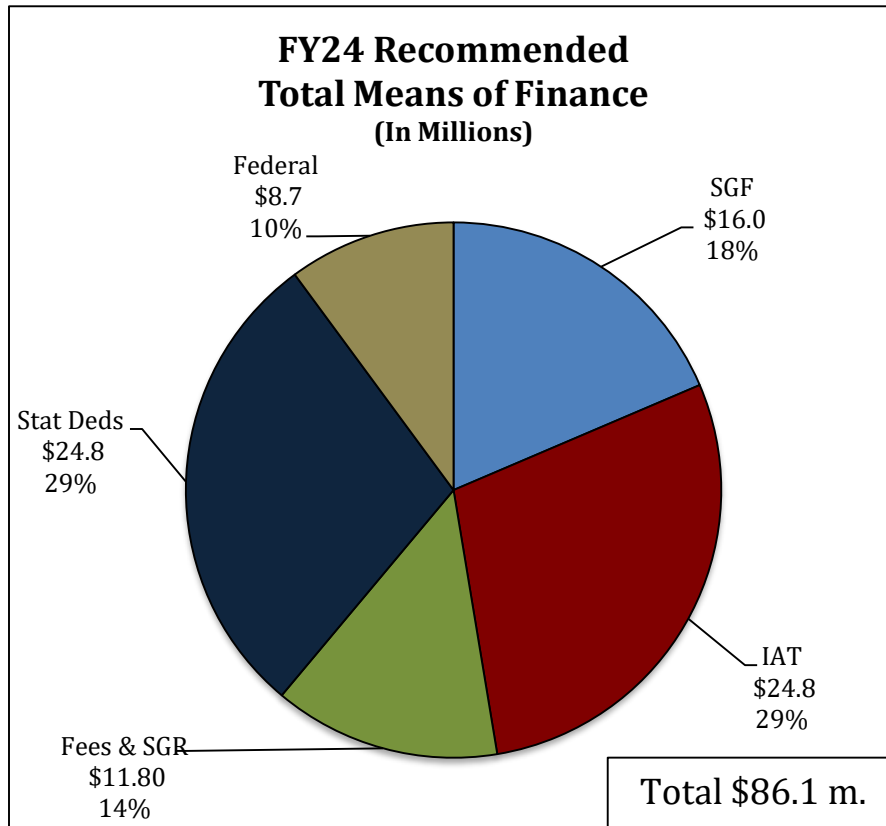
\$0	\$0	\$25,268	(\$25,268)	\$0	\$0	0	Means of financing substitution to properly allocate expenditures. This decreases expenditures out of Statutory Dedications in the Department of Justice Legal Support Fund.
\$0	\$0	\$2,077,624	(\$2,077,624)	\$0	\$0	0	Means of financing substitution to properly allocate expenditures. This decreases expenditures out of Statutory Dedications in the Medical Assistance Programs Fraud Detection Fund.
\$0	\$0	\$2,102,892	(\$2,102,892)	\$0	\$0	0	Total Means of Financing Substitution Adjustments

Other Adjustments

State General Fund (Direct)	Interagency Transfers	Fees and Self-generated Revenues	Statutory Dedications	Federal Funds	Total	T.O.	Adjustment
\$0	\$344,883	\$0	\$0	\$0	\$344,883	0	Increase in appropriations for the acquisition and replacement of computers, computer accessories, and various related business and legal software.
\$0	\$0	\$127,945	\$34,651	\$0	\$162,596	0	Increase in appropriations for the acquisition and replacement of computers, computer accessories, and various related business and legal software. This includes funding from Statutory Dedications out of the Department of Justice Legal Support Fund (\$34,651).
\$0	\$0	\$138,676	\$34,966	\$86,159	\$259,801	0	Increase in appropriations for the acquisition and replacement of computers, computer accessories, and various related business and legal software. This includes funding from Statutory Dedications out of the Department of Justice Legal Support Fund (\$34,966).
\$0	\$0	\$77,417	\$32,822	\$0	\$110,239	0	Increase in appropriations for the acquisition and replacement of computers, computer accessories, and various related business and legal software. This includes funding from Statutory Dedications out of the Department of Justice Legal Support Fund (\$4,923) and the Department of Justice Debt Collection Fund (\$27,899).
\$0	\$0	\$0	\$133,256	\$0	\$133,256	0	Increase in appropriations for the acquisition and replacement of computers, computer accessories, and various related business and legal software. This includes funding from Statutory Dedications out of the Video Draw Poker Device Fund (\$63,963), the Riverboat Gaming Enforcement Fund (\$39,977), and the Pari-mutuel Live Racing Facility Gaming Control Fund (\$29,316).
\$0	\$32,852	\$0	\$0	\$0	\$32,852	0	Increase in cost of the Offender Watch database expenditures.
\$0	\$377,735	\$344,038	\$235,695	\$86,159	\$1,043,627	0	Total Other Adjustments



Department of Justice FY24 Recommended Means of Finance



Non-SGF Sources of Funding:

Statutory Dedications are from the Department of Justice Legal Support Fund (S), Department of Justice Debt Collection Fund (S), Tobacco Settlement Enforcement Fund (S), the Tobacco Control Special Fund (S), the Louisiana Fund (C), Insurance Fraud Investigation Fund (S), the Sex Offender Registry Technology Fund (S), the Medical Assistance Program Fraud Detection Fund (S), the Riverboat Gaming Enforcement Fund (S), Pari-Mutuel Live Racing Facility Gaming Control Fund (S), the Video Draw Poker Device Fund (S), the Sports Wagering Enforcement Fund (S), and the DOJ Occupational Licensing Review Program Fund (S).

Interagency transfers are derived from various state agencies for legal services. Interagency transfers are provided from the Louisiana Commission on Law Enforcement to provide educational programming, domestic violence training, and crime victims assistance. The department also receives Interagency Transfers from the Office of Risk Management and from gaming control agencies for legal services.

Fees and Self-generated revenues are derived from the Louisiana Lottery Commission, from participation in the U.S. Department of Justice Federal Forfeiture program, from legal services for boards and commissions, and from the enforcement of antitrust and related laws.

Federal Funds are derived from the Department of Housing and Urban Development for the Administration and Enforcement of the Louisiana open housing law, from the Department of Health and Human Services Medicaid Fraud Unit, and from the U.S. Department of Justice for internet crimes against children initiatives.



Department of Justice Dedicated Funds

FY22, FY23, and FY24

Dedicated Funds	Source of Funding	FY22 Actual	FY23 EOB	FY24 Recommended
Video Draw Poker Device Fund	Gaming Taxes	\$3,330,851	\$4,365,141	\$3,485,761
Riverboat Gaming Enforcement Fund	Gaming Taxes	\$2,009,550	\$2,252,500	\$2,101,362
Pari-mutuel Live Racing Facility Gaming	Gaming Taxes	\$724,061	\$891,107	\$816,323
Sports Wagering Enforcement Fund	Licensing and permit fees	\$0	\$332,913	\$318,357
Medical Assistance Programs Fraud Detection Fund	Settlements & judgments from fraud abuse cases	\$1,830,384	\$2,230,750	\$0
Department of Justice Legal Support Fund	Settlements & judgments	\$6,243,518	\$11,346,526	\$10,000,000
Tobacco Control Special Fund	Fees on stamping agents	\$6,075	\$15,000	\$15,000
Department of Justice Debt Collection Fund	Up to 25% of collected debt	\$3,390,721	\$7,470,281	\$5,259,265
Tobacco Settlement Enforcement Fund	State general fund for enforcement of the Tobacco Settlement	\$395,197	\$400,000	\$400,000
DOJ Occupational Licensing Review Prog	Fees received by the attorney general from participating occupational licensing boards as compensation for the regulatory review activities	\$44,731	\$232,761	\$228,009
Louisiana Fund	Tobacco settlement funds	\$1,002,395	\$2,169,373	\$2,169,373
TOTALS		\$18,977,483	\$31,706,352	\$24,793,450

- Statutory Dedications make up 28.8 percent of the Department of Justice’s FY24 Recommended budget at \$24.8 million.
- The Department experienced an overall decline of about \$6.9 million in statutory dedications for FY24.



Department of Justice

FY23 Enacted vs. FY24 Recommended Means of Finance by Agency

This chart shows the difference between FY23 Enacted and FY24 Recommended, including changes in Means of Finance.

04-141 — Department of Justice								
FY24 Recommended Means of Financing by Agency								
Total MOF by Agency for FY24	SGF	IAT	FSGR	Stat Deds	Federal	Total	FY23 Enacted Total	Difference FY23 Enacted to FY24 Recommended
Administrative	\$2,885,486	\$0	\$77,417	\$4,721,133	\$749,629	\$8,433,665	\$9,272,845	(\$839,180)
Civil Law	\$8,241,957	\$2,132,168	\$7,308,920	\$10,516,880	\$619,324	\$28,819,249	\$28,852,028	(\$32,779)
Crim. Law & Medicaid Fraud	\$4,713,147	\$880,822	\$4,279,003	\$2,833,634	\$7,341,367	\$20,047,973	\$20,807,294	(\$759,321)
Risk Litigation	\$0	\$21,431,309	\$0	\$0	\$0	\$21,431,309	\$22,375,246	(\$943,937)
Gaming	\$189,323	\$355,617	\$112,106	\$6,721,803	\$0	\$7,378,849	\$8,498,707	(\$1,119,858)
Dept. of Justice	\$16,029,913	\$24,799,916	\$11,777,446	\$24,793,450	\$8,710,320	\$86,111,045	\$89,806,120	(\$3,695,075)
FY23 Enacted Total	\$16,434,798	\$25,723,049	\$9,077,332	\$29,834,530	\$8,736,411	\$89,806,120		
<i>Difference FY23 Enacted to FY24 Recommended</i>	(\$404,885)	(\$923,133)	\$2,700,114	(\$5,041,080)	(\$26,091)	(\$3,695,075)		

The FY24 Recommended Budget for the Department of Justice is a decrease of **\$3.7 million** below FY23 Enacted. This equates to a percentage decrease of 4.1%.

In FY24, Statutory Dedications saw the largest decrease of **\$5 million**. This is largely due to the elimination of funding out of the Medical Assistance Programs Fraud Detection Fund for FY24 and the non-recurring of the 27th pay period.



Categorical Expenditures

Examples of Categories

Departments expend funding in the five major categories listed below.

Personal Services

- Salaries – Regular, overtime, and termination pay for Classified and Unclassified personnel.
- Other Compensation – Wages, student labor, compensation for board members and/or board of trustees, evening instruction, university instructors, etc.
- Related Benefits – Retirement contributions, post-retirement contributions/benefits, FICA tax, Medicare tax, group insurance contributions, compensated absences, other related benefits, taxable fringe benefits, etc.

Total Operating Expenses

- Travel – In-state and Out-of-state, including meal reimbursement.
- Operating Services – Advertising, printing, insurance, maintenance, rentals, data processing, internet costs, dues and subscriptions, mail delivery, telephones, data lines, vehicle tracking and telematics, utilities, depreciation, amortization, banking services, credit card fees, etc.
- Supplies – office supplies and equipment, computers, clothing and uniforms, medical, pharmaceutical, food, automotive, repair and maintenance, software, etc.

Professional Services – Accounting, auditing, management consulting, engineering, architectural, legal, medical and dental, veterinary, information technology, etc.

Total Other Charges

- Other Charges – Aid to school boards, local government, etc.; public assistance; miscellaneous charges; judgments, fines, and penalties; interest on judgments; punitive/compensatory damages; OC personal services, operating expenses, professional services; contract attorney expenses; recoupments; furlough; contractual services; interest expense; claim payments; commercial group insurance; reinsurance; loans issued; disbursements; etc.
- Debt Service – Principal, interest, related charges, reserve requirement, amortization, and bond premiums.
- Interagency Transfer Line-Item Expenditure – Any expenses paid for with Interagency Transfers – from commodities and services to equipment.

Acquisitions and Major Repairs

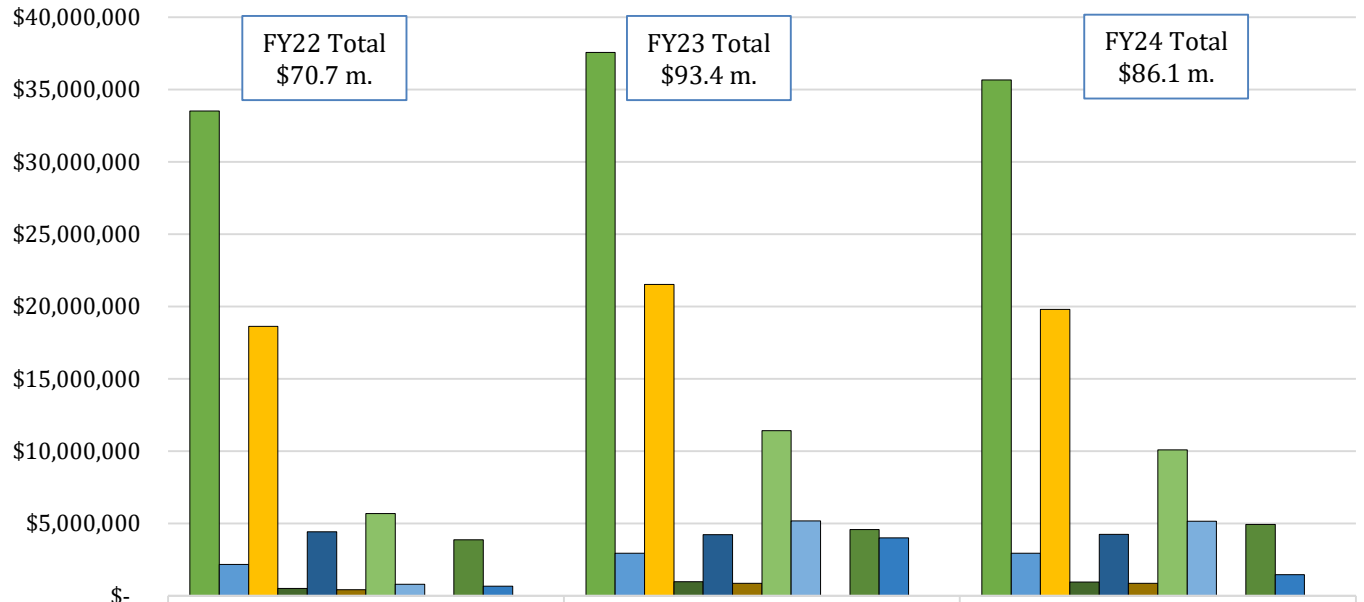
- Acquisitions – Land; buildings; automobiles; aircraft; accessories; equipment; software; hardware; farm and heavy equipment; boats; capital outlay expenditures; construction; etc.
- Major Repairs – Land improvement; buildings; automotive; grounds; boats; aircraft; movable equipment; farm equipment; medical; office; library; education; recreation; communication; other equipment; pollution remediation; etc.



Dept. of Justice Categorical Expenditures FY22, FY23, and FY24

For FY24 Recommended, the largest Expenditure Category is Salaries, which makes up over 41 percent of Total Expenditures.

Other Charges contributes about 12 percent.



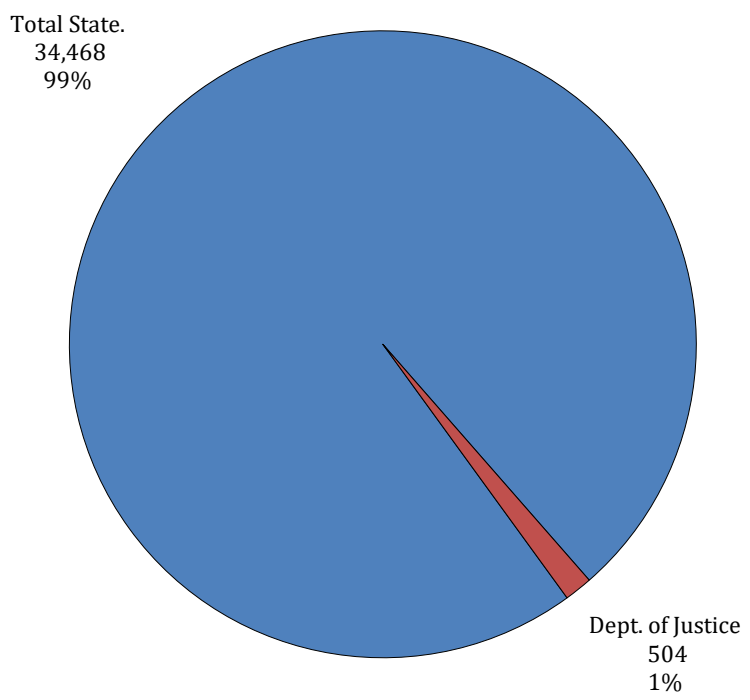
	FY22 ACTUAL	FY23 EOB as of 12-1-22	FY24 RECOMMENDED	
Personal Services	Salaries	\$33,521,609	\$37,564,821	\$35,650,111
	Other Compensation	\$2,183,384	\$2,956,689	\$2,956,689
	Related Benefits	\$18,624,970	\$21,536,021	\$19,793,140
Operating Expenses	Travel	\$518,415	\$985,715	\$955,715
	Operating Services	\$4,421,517	\$4,233,926	\$4,242,776
	Supplies	\$415,873	\$876,741	\$860,965
	Professional Services	\$5,693,907	\$11,420,997	\$10,089,279
Other Charges	Other Charges	\$804,921	\$5,185,749	\$5,150,931
	Debt Service	\$-	\$-	\$-
Acquisitions and Major Repairs	Interagency Transfers	\$3,871,121	\$4,582,530	\$4,940,594
	Acquisitions	\$662,228	\$4,013,949	\$1,470,845
	Major Repairs	\$-	\$-	\$-



Department of Justice

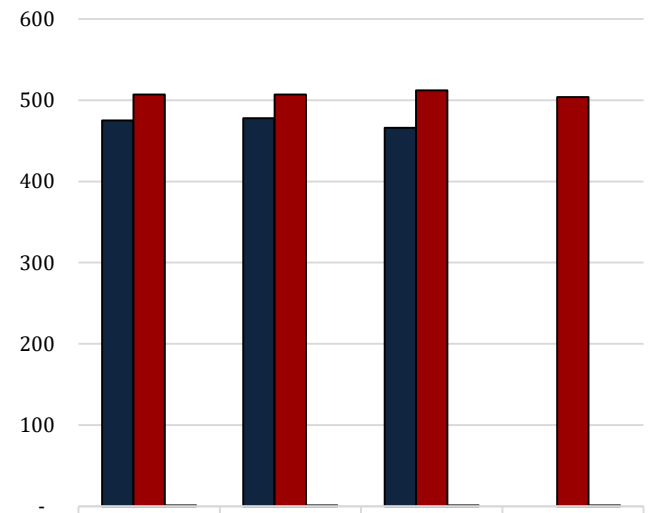
FTEs, Authorized T.O., and Other Charges Positions

**FY24 Department Employees
as a portion of
FY24 Total State Employees**



FY23 number of funded, but not filled, positions as of February 27 = 44

**Number
and
Types
of
Positions**



	2021	2022	2023	2024 REC
■ Total FTEs (1st July Report)	475	478	466	-
■ Authorized T.O. Positions	507	507	512	504
■ Other Charges Positions	1	1	1	1

The full-time equivalent or **FTE** definition refers to the number of hours considered full-time. For example, if an agency considers 40 hours full time, and there are two employees working 20 hours per week, those two employees would be 1.0 FTE.

Authorized Positions are those referred to in the Table of Organization (or T.O.) for each department. This count includes only those positions paid for from the Salaries expenditure category for the organization units and agencies include in each department's appropriation. This excludes positions paid for from other expenditure categories, such as wages or per diem.

Other Charges positions are authorized under R.S. 39:2(5)(b) ...

(5)(b) "Authorized other charges positions" means the number of positions in an appropriation bill to be funded by the other charges continuing category of the accounting system for the state. The number may be adjusted during a fiscal year in accordance with law.

- [Act 377 of 2013 by Rep. Burrell]
- Positions coded in the Other Charges expenditure category
- These positions are usually associated with federal grants



Department of Justice

Related Employment Information

Salaries and Related Benefits for the 504 Authorized Positions are listed below in Chart 1.
 In Chart 2, benefits are broken out to show the portion paid for active versus retired employees.
 This is where payments for the Unfunded Accrued Liability (UAL) can be found.

1.

Personal Services	2021 Actual	2022 Actual	2023 Enacted	2024 Recommended
Salaries	\$32,406,845	\$33,521,609	\$37,564,821	\$35,650,111
Other Compensation	\$2,266,886	\$2,183,384	\$2,956,689	\$2,956,689
Related Benefits	\$18,262,418	\$18,624,970	\$21,536,021	\$19,793,140
Total Personal Services	\$52,936,149	\$54,329,963	\$62,057,531	\$58,399,940

Average T.O. Salary = \$73,541

Examples of Other Compensation include pay for WAE employees, part-time employees, student workers, etc.

2.

Related Benefits FY23 Recommended	Total Funding	%
Total Related Benefits	\$19,793,140	
UAL payments	\$13,675,595	69%
Retiree Health Benefits	\$1,298,201	
Remaining Benefits*	\$4,819,344	
Means of Finance	General Fund = 25%	Other = 75%

Department Demographics	Total	%
Gender		
Female	343	62
Male	210	38
Race/Ethnicity		
White	411	74
Black	122	22
Asian	8	2
Indian	1	0
Hawaiian/Pacific	5	1
Declined to State	6	1
Currently in DROP or Eligible to Retire	79	14

* Remaining Benefits include employer contribution to authorized positions' retirement, health, Medicare, FICA, Emoluments etc. The authorized positions include authorized T.O. positions and authorized other charges positions, both filled and vacant.

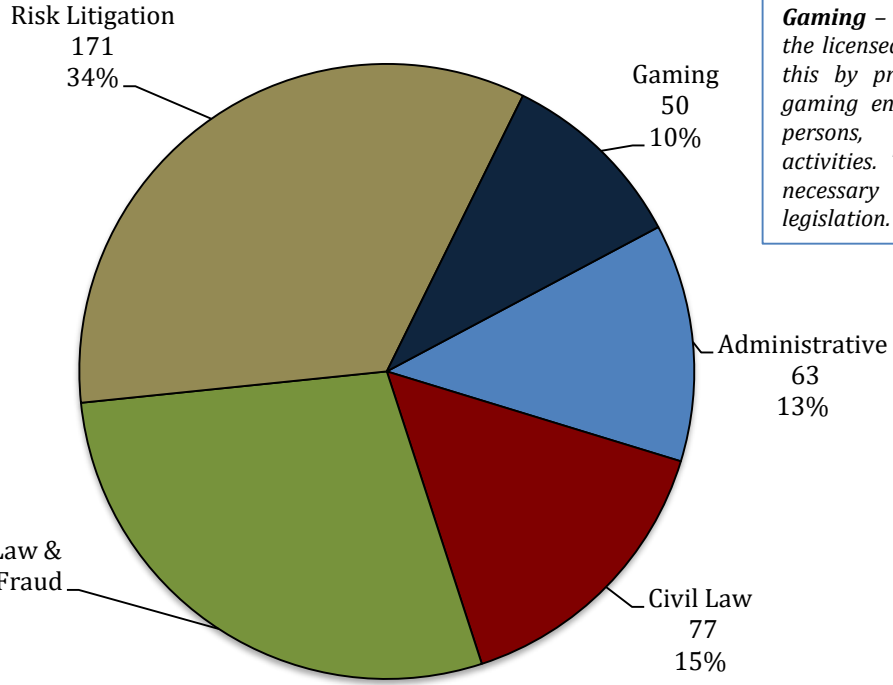
Other Charges Benefits
\$35,062



Department of Justice

FY24 Recommended Total Authorized Positions by Agency

Risk Litigation - These positions provide legal representation for the Office of Risk Management, the Self-insurance Fund, the State of Louisiana and its departments, agencies, boards, and commissions and their officers, officials, employees, and agents in all claims covered by the State Self-Insurance Fund, and in all tort claims whether or not covered by the Self-Insurance Fund.



Gaming - These positions work to regulate the licensed gaming industry. They achieve this by providing oversight to individual gaming entities through the regulation of persons, practices, associations, and activities. They also support and administer necessary corrective rulemaking and legislation.

Administrative - These positions administer the Executive Office of the Attorney General, the First Assistant Attorney General, and the Administrative Services Division.

Criminal Law & Medicaid Fraud - These positions engage in prosecution of criminal cases, investigate violations of criminal laws, including Medicaid fraud, and protect the integrity of the state's gaming industry.

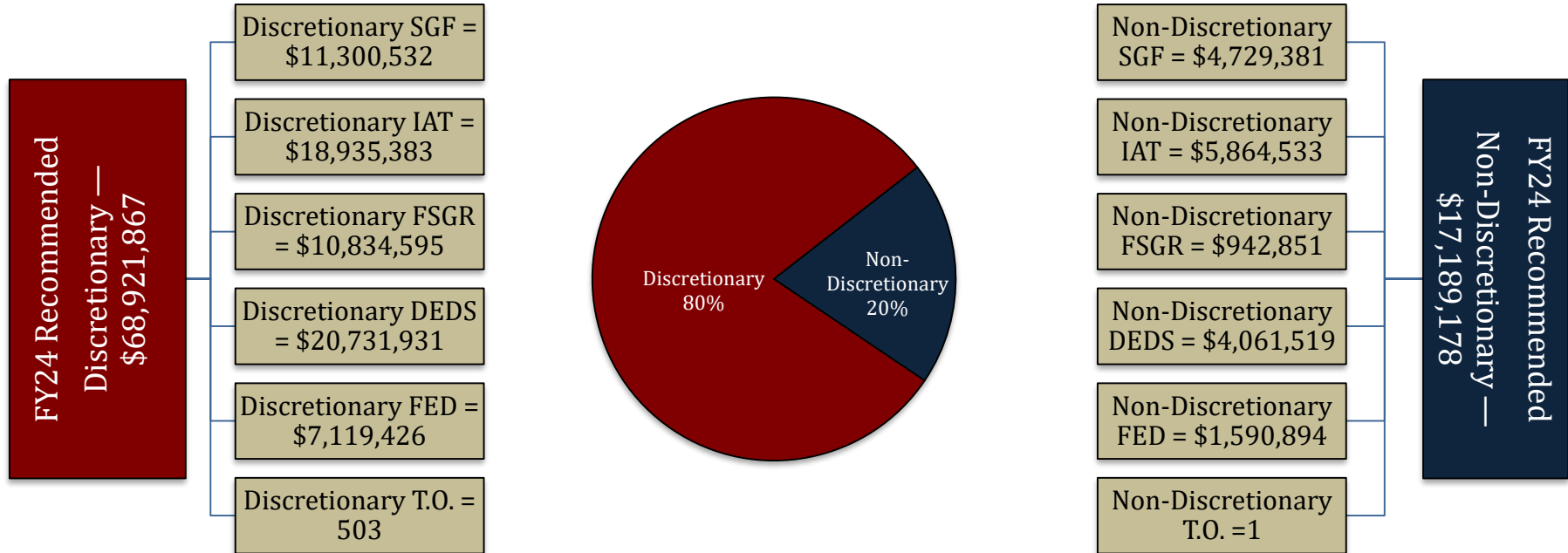
Civil Law - These positions provide legal services in defense of the state's constitution and statutory laws, as well as advocate on behalf of the citizens and businesses of Louisiana against unfair trade practices and fraud.

FY24 Recommended Department of Justice	
Administrative	63
Civil Law	77
Criminal Law & Medicaid Fraud	143
Risk Litigation	171
Gaming	50
TOTAL	504



Department of Justice

FY24 Discretionary/Non-Discretionary Comparison



Total Discretionary Funding by Office		
Administrative	\$ 5,972,150	9%
Civil Law	\$ 25,530,416	37%
Criminal Law & Medicaid Fraud	\$ 16,052,892	23%
Risk Litigation	\$ 15,903,248	23%
Gaming	\$ 5,463,161	8%
Total Discretionary	\$ 68,921,867	100%

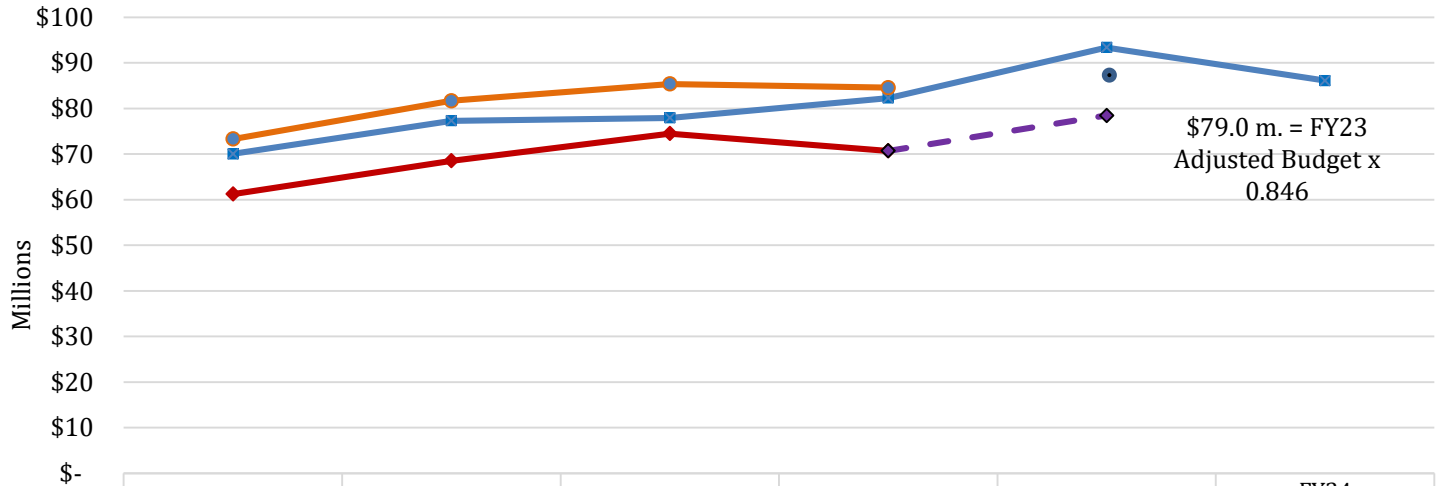
Total Non-Discretionary Funding by Type		
Needed for Debt Service	\$ 1,982,461	12%
Constitutional Requirements	\$ 13,844,691	81%
Unavoidable Obligations	\$ 1,362,026	8%
Total Non-Discretionary	\$ 17,189,178	100%

Debt Service = Rent in State-owned Buildings
Unavoidable Obligations = Retirees Group Insurance; Maintenance in State-owned Buildings; and Legislative Auditor Fees.
Constitutional Requirements = Salary and related benefits of the Attorney General and UAL contributions.



04-141 – Department of Justice Enacted & FYE Budget vs. Actual Expenditures FY19 to FY22

FYE Budget = "Fiscal Year End" Budget includes all in-house and regular BA-7s through June 30 of the fiscal year. For FY23, it is as of January.



**FY23 Known
Supplemental Needs:
\$0**

**FY22 General Fund
Reversions:
\$55,422**

	FY19	FY20	FY21	FY22	FY23 EOB	FY24 Recommended
Enacted Budget	\$70,027,382	\$77,305,070	\$77,927,985	\$82,269,352	\$93,357,138	\$86,111,045
FYE Budget	\$73,283,304	\$81,695,342	\$85,381,916	\$84,551,991		
Actual Expenditures	\$61,224,187	\$68,513,675	\$74,480,464	\$70,717,945		
FY23 Expenditure Trend				\$70,717,945	\$78,441,851	

Monthly Budget Activity

	FY23 Adjusted Budget	FY23 Aggregate Expenditures	Remaining Budget Authority	Percent Expended To Date
Jul-22	\$ 89,806,120	\$ 6,362,802	\$ 83,443,318	7.1%
Aug-22	\$ 93,357,138	\$ 12,678,981	\$ 80,678,157	13.6%
Sep-22	\$ 93,357,138	\$ 18,360,371	\$ 74,996,767	19.7%
Oct-22	\$ 93,357,138	\$ 25,042,476	\$ 68,314,662	26.8%
Nov-22	\$ 93,357,138	\$ 34,111,168	\$ 59,245,970	36.5%
Dec-22	\$ 93,357,138	\$ 39,803,667	\$ 53,553,471	42.6%
Jan-23	\$ 93,357,138	\$ 45,757,746	\$ 47,599,392	49.0%

Monthly Budget Activity

	FY23 Adjusted Budget	FY23 Aggregate Expenditures	Remaining Budget Authority	Percent Expended To Date
<i>(Trend based on average monthly expenditures to date)</i>				
Feb-23	\$ 93,357,138	\$ 52,294,567	\$ 41,062,571	56.0%
Mar-23	\$ 93,357,138	\$ 58,831,388	\$ 34,525,750	63.0%
Apr-23	\$ 93,357,138	\$ 65,368,209	\$ 27,988,929	70.0%
May-23	\$ 93,357,138	\$ 71,905,030	\$ 21,452,108	77.0%
Jun-23	\$ 93,357,138	\$ 78,441,851	\$ 14,915,287	84.0%

Historical Year End Average

84.6% 16



Department of Justice

Major Initiatives: Medicaid Fraud Control Unit

- The Medicaid Fraud Control Unit (MFCU) within the Office of the Attorney General has existed since 1978. The Unit investigates and prosecutes Medicaid fraud and nursing home abuse. It has been recognized three times as the top state MFCU in the nation.
- \$8.8 million (\$6.6 million from Federal Funds along with \$2.2 million of state matching funds from Fees and Self-generated Revenues) is allocated for the Medicaid Fraud Control Unit (MFCU). The MFCU annually opens over 250 investigations of Medicaid fraud, and provides over 60 outreach training programs to law enforcement, healthcare providers, and professional and community organizations. The MFCU is also responsible for initiating recovery of identified overpayments.
- **Medicaid Fraud** is the intentional submission of a false or fraudulent claim to the Louisiana Medicaid program. The most common types of Medicaid fraud include:
 1. Billing for services not rendered
 2. Billing for more expensive services than were actually performed
 3. Making illegal payments to third parties in exchange for business or referrals billed to Medicaid.
- Penalties for Medicaid fraud include imprisonment, fines, civil penalties, and exclusion from Medicaid.
- **Abuse and neglect of the elderly and disabled** residents of health care facilities falls into four general categories including:
 1. Physical abuse
 2. Financial abuse
 3. Sexual abuse
 4. Verbal abuse
- Penalties for abuse and neglect of the elderly and disabled include imprisonment, fines, and prohibition from working in a health care facility for a minimum of 5 years.